



#### Gain Settings

40, 45, 50, 55 or 60dB

#### Size

6.5" wide  
12" deep  
2.5" high

#### Shipping Box

14.5" wide  
12.5" deep  
6.5" high

#### Contact Info

**Sutherland Engineering, Inc.**  
455 East 79th Terrace,  
Kansas City, MO 64131

#### Loading

100, 200, 475, 1k or 47k Ohms

#### Weight

Net 6 lbs  
Shipping 10 lbs

#### Power Requirements


86 to 260 volts AC, 2 Watts  
Universal, no adjustment required

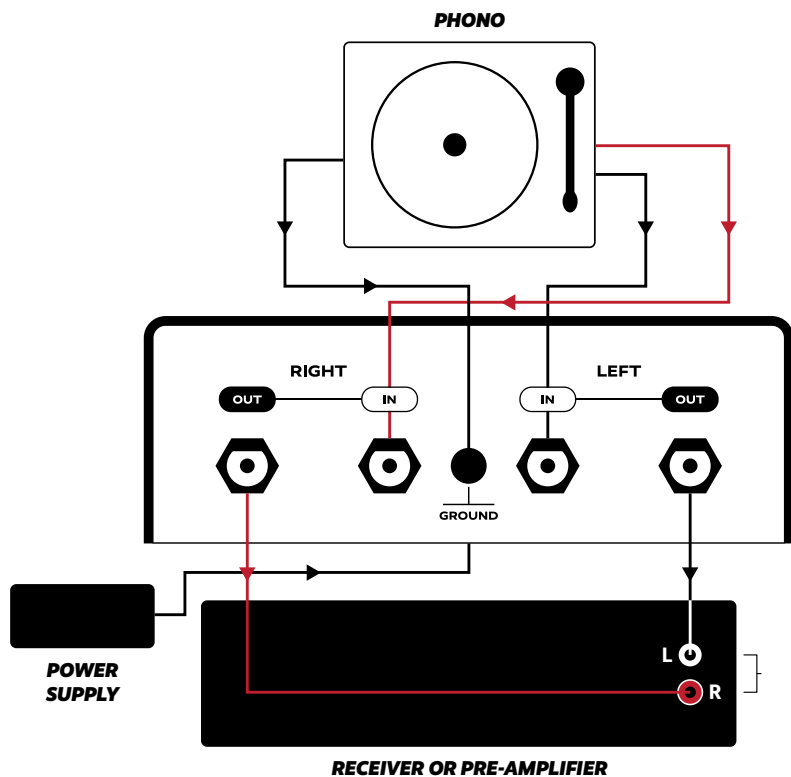
*Phone:* +1 (816) 718-7898  
*Email:* ron@sutherlandengineering.com  
*Website:* www.sutherlandengineering.com

SUTHERLAND

# KC VIBE

SO  
DOGGONE  
GOOD






A basic turntable produces a low level signal. It must be amplified and equalized before going to a line level input (sometimes labeled AUX) of a preamplifier or receiver.

That is exactly what the **KC VIBE** will do for you. The small signal from your turntable goes to the **IN** jacks. The larger, amplifier signal leaves the **OUT** jacks and goes to your line level preamplifier.


There is also, generally, a grounding wire coming from the turntable. It connects to the ground screw on the back of the **KC VIBE**.



### Loading Adjustments

There are five available load settings. Loading is set using the supplied, gold plated shunts. There is a setting header block for each channel. Position the shunt to the desired load value. Be sure to set the loading of each channel to the same value.

For moving coil cartridges, a good starting value is **200 Ohms**.  
With moving magnet cartridges, **47k Ohms** is generally recommended.



### Gain Adjustments

There are five available gain settings. Gain is set using the supplied, gold plated shunts. There is a setting header block for each channel. Position the shunt to the desired gain value. Be sure to set the gain of each channel to the same value.

For moving coil cartridges, a good starting value is **60 dB**.  
With moving magnet cartridges, start with **45 dB**.